




Connectors > PCB Connectors > PCB Headers & Receptacles

PCB Connector Assembly Type: **PCB Mount Receptacle**PCB Mount Orientation: **Vertical**Connector System: **Board-to-Board**Number of Positions: **3**Number of Rows: **2**

Features

Product Type Features

PCB Connector Assembly Type	PCB Mount Receptacle
Connector System	Board-to-Board
Sealable	No
Connector & Contact Terminates To	Printed Circuit Board

Configuration Features

Stackable	No
PCB Mount Orientation	Vertical
Number of Positions	3
Number of Rows	2
Board-to-Board Configuration	Parallel

Body Features

Connector Profile	Standard
Primary Product Color	Green

Contact Features

Contact Protection Type	Closed Entry Housing
Mating Square Post Dimension	.64 mm[.025 in]
PCB Contact Termination Area Plating Material Thickness	3 µm
Mating Pin Diameter	.64 mm[.025 in]



PCB Contact Termination Area Plating Material	Tin
Contact Base Material	Copper Alloy
Contact Mating Area Plating Material	Gold
Contact Mating Area Plating Material Thickness	.762 μm[30 μin]
Contact Type	Socket
Contact Current Rating (Max)	3 A

Termination Features

Rectangular Termination Post & Tail Thickness	.2 mm[.008 in]
Rectangular Termination Post & Tail Width	.7 mm[.027 in]
Termination Post & Tail Length	3.05 mm[.12 in]
Termination Method to Printed Circuit Board	Through Hole - Solder

Mechanical Attachment

Mating Alignment	Without
PCB Mount Retention	Without
PCB Mount Alignment	Without
Connector Mounting Type	Board Mount

Housing Features

Mating Entry Location	Bottom & Top
Centerline (Pitch)	2.54 mm[.1 in]
Housing Material	Polyester - GF

Dimensions

Connector Height	6.2 mm[.244 in]
Row-to-Row Spacing	2.54 mm[.1 in]
Stack Height	10.62 mm[.418 in]
PCB Thickness (Recommended)	1.6 mm[.063 in]

Usage Conditions

Operating Temperature Range	-65 – 125 °C[-85 – 257 °F]
-----------------------------	----------------------------

Operation/Application

Circuit Application	Signal
---------------------	--------

Industry Standards

UL Flammability Rating	UL 94V-0
------------------------	----------

Packaging Features



Packaging Type	Tray
----------------	------

Product Compliance

[For compliance documentation, visit the product page on TE.com>](#)

EU RoHS Directive 2011/65/EU	Compliant
EU ELV Directive 2000/53/EC	Compliant
China RoHS 2 Directive MIIT Order No 32, 2016	No Restricted Materials Above Threshold
EU REACH Regulation (EC) No. 1907/2006	Current ECHA Candidate List: JUNE 2022 (224) Candidate List Declared Against: JAN 2022 (223) Does not contain REACH SVHC
Halogen Content	Not Low Halogen - contains Br or Cl > 900 ppm.
Solder Process Capability	Wave solder capable to 265°C

Product Compliance Disclaimer

This information is provided based on reasonable inquiry of our suppliers and represents our current actual knowledge based on the information they provided. This information is subject to change. The part numbers that TE has identified as EU RoHS compliant have a maximum concentration of 0.1% by weight in homogenous materials for lead, hexavalent chromium, mercury, PBB, PBDE, DBP, BBP, DEHP, DIBP, and 0.01% for cadmium, or qualify for an exemption to these limits as defined in the Annexes of Directive 2011/65/EU (RoHS2). Finished electrical and electronic equipment products will be CE marked as required by Directive 2011/65/EU. Components may not be CE marked. Additionally, the part numbers that TE has identified as EU ELV compliant have a maximum concentration of 0.1% by weight in homogenous materials for lead, hexavalent chromium, and mercury, and 0.01% for cadmium, or qualify for an exemption to these limits as defined in the Annexes of Directive 2000/53/EC (ELV). Regarding the REACH Regulation, the information TE provides on SVHC in articles for this part number is based on the latest European Chemicals Agency (ECHA) 'Guidance on requirements for substances in articles' posted at this URL: <https://echa.europa.eu/guidance-documents/guidance-on-reach>

Compatible Parts



TE Part # 826634-3
AMPMODU MOD II PIN HEADER




TE Part # 826632-3
3P AMPMODU II PIN HDR.




TE Part # 826656-3
3P AMPMODU II STIFT LEI



TE Part # 1241050-3
2x3P MOD II BREAK AWAY HDR,SMD, BLISTER



TE Part # 826662-3
3P AMPMODU II STIFT LEI



TE Part # 829394-3
2X3P MOD II UNSHRD HDR, ST, 0.8 AU



TE Part # 966709-3
2X3P MODUII BREAK AWAY HEADER,
SMD



TE Part # 826658-3
3P AMPMODU II STIFT LEI



TE Part # 215447-3
2X 3P MOD2 STIFTLEI



TE Part # 826664-3
3P MOD2 STIFT LEI



TE Part # 829410-3
2X 3P HV100 REC CON. TE, 6.2MM,
TIN



TE Part # 966269-3
2x3P MOD II BREAK AWAY HDR,SMD,
TUBE PKG

Also in the Series | AMPMODU HV-100/HV-190



PCB Headers & Receptacles(349)

Documents

Product Drawings

[2X 3P HV100 REC CON.B/TE, 6.2,NO KINK](#)

English

CAD Files

[3D PDF](#)

[3D](#)

Customer View Model

[ENG_CVM_CVM_829264-3_E.2d_dxf.zip](#)

English

Customer View Model

[ENG_CVM_CVM_829264-3_E.3d_igs.zip](#)

English

Customer View Model

[ENG_CVM_CVM_829264-3_E.3d_stp.zip](#)

English



By downloading the CAD file I accept and agree to the [Terms and Conditions](#) of use.

Product Specifications

Connector System HV-100

German

Product Specification

German